

Dr. Ambedkar College of Social Work, Wardha

STATISSTICAL REPORT OF STUDENT FEEDBACK

Year – 2016-17

Level – Post Graduate

Regular evaluation and assessment of teachers performance of teaching learning and related activities is the core and regular policy of college administration. The major aims and goals of policy is to make alert faculties for their upward growth and update and bring improvement in teaching work which is prime responsibility. This is college administrations destination is to modified and make student centric teaching system. Therefore the college has established a squate matised mechanisum in the form of feedback committee for monitoring it functions.

During the year, 2016-17 the feedback committee has carried out the entire process of data collection from different stoke, holder and processed it. This report is specially contains 20 component in the feedback of students.

As far as post-graduate level is concerned, 12 faculties were deputed. The report includes the assessment of performance of 12 nos of faculties.

1. Dr. Milind Sawai :-

The faculty is acting principal and also was teaching far Master Programme final year paper of Tribal Governance. About the overall teaching performance the faculty, this has been observed that maximum, (66%) students has expressed high satisfaction about his regularities, good and understandable teaching, co-operative nature, subject preparation, expertise, extra knowledge's, problems solving approaches and maintenance healthy classroom atmosphere. In addition to this 34% students were found with good remarks. Overall finally this can be said that, the faculties work is meaningful and useful to the point of view of students; hence they have shown optimum satisfaction.

2. Dr. Vijayata Vitankar :-

The faculty is the Head of Department, hence she is associated with teaching activities which includes practical and classroom teaching. From the overall says of students this has been seen clear that, 65% students has shown full satisfaction where as 34% has given positive remarks about overall components that, over all of evaluation and assessments. Therefore this could be considered that, overall performance of teacher in classroom, field and extracurricular actives is very good. She is laying her best for the betterment of students always.

3. Dr.P.L.Wankhede :-

Dr.Pravin Wankhede is one of the faculty among senior most, experts and knowledge able. It has given responsibilities of First year of Master Programme. He has expertise in technology, research teaching and organizing activities. His teaching is excellent, understandable, always used various techniques, tools of teaching. Adequate opportunities is always given for discussion and interaction. His personal support toward problematic individual is also good. Disciplined nature has made him respectful. As he keep mastery over personality development training skills, students are getting much benefits of that, thus those types of best remarks and opinion has been found (70+29 = 99%).

4. Dr. A. R. Bhele

The faculty is the class in-charge of final year of master degree (MSW) programme. The faculty is teaching core paper I (Compulsory) for MSW III & IVth Sem and one specialization for each semester. Following are opinianas of students about the teaching performance. High satisfaction among the students are found (65%) about all components such as regularity in class room teaching, preparation, giving additional guidance & knowledge. The faculty also found caring nature about absent students. He give adequate exposure and opportunities for discussion interaction. His teaching found excellent according to (65%) students. He is the source of inspiration. Other than this 31% students are also found with good comments. Therefore this can be said that overall performance of the teacher is very good.

5. Mr. D.P. Taksande :-

The statistical date says that most of (66%) opinions are found with highly satisfaction about regularity teaching style, understanding, giving exposure for healthy and discussions. He is also found helpful for slow tear nor and found source of inspiration for others. The faculty is characterised as sincere professional.

6. Dr.Madhuri Zade :-

According to majority of 61% of student's opinions this has been noted that students are highly satisfied in almost all teaching learning activities such as innovative and creative teaching regularity, subject preparation, simple way of teaching, problem solving nature, caring of problematic students, conducting discussion usually. She is source of inspiration for students was determined by 61% comments 33% students were also find with same

opinions. No students have expressed negative opinion. The faculty is found expert in her subject knowledge.

7. Dr.Minakshi Kubde :-

Dr. Minakshi Kubde has taught specialization subjects of MSW IIIrd & IVth semester during the year 2016-17. While assessing and evaluating teaching work performance, this has been seen that 67% students have shown highly satisfaction where as 30% students have shown just satisfaction about her total teaching performance. This mean that she was regular, punctual and attentive. Moreover, this can be stated that, she prepare topic well looking keenly in to the problems of students.

8. Dr. Sunita Bhoikar

Dr. Sunita Bhoikar is the Head of Department of family and child study specialised course of MSW III & IVth Semester and was teaching one subject paper during the 2016-17. Overall opinion of students about faculty's regularity, teaching styles, preparation, problem solving approach and guidance and advice regarding extra knowledge and career oriented guidance gives clues to come to the conclusion that 48% students expressed highly satisfaction where as 49% pupils shown satisfaction. This mean that, the faculty is taking every care of her specialization student. Provide optimum support and motivation to participate in research base, extracurricular and cultural activities. Further she is more sensitive in solving individual's difficulties.

9. Mr.Prvin B. Ingle :-

The faculty was teaching for Community Development specialization on subject for MSW semester IIIrd & IVth during the year 2016-17. Available statistics help to conclude that, most of (66%) students are found highly satisfied about overall performance. Similarly just 31% students have shown just satisfaction. Therefore, this can be said that, the teacher is good and since in every activities included in interview schedules.

10.Mr.B.N.Khelkar :-

The faculty is the Assistance professor and teaching for community Development specialized course of MSW Final Year. The data shows that, 65 and 33% students are found with very good and good comments about his overall teaching work performance. This means that the teacher was taking regular classes with through preparation, teaching style is good, students can understand easily. He is always trying to complete syllabus and helping students in every situation. He promote every opportunity is discussion,


participation in other activities. Also he provide reading maternal and takes adequate care of slow and advance learners.


11.Dr.Chetna Sawai :-

The faculty was teaching for family and child studies specialization students for MSW final year students. Her overall performance was found very good. According to the says of 63% pupils. Whereas 33% pupils also found with comment of good. This mean that the faculty is most regular and punctual in conducting classes. She always give exposure to every students to participate in interactive session through presentation of assignment. Her approach toward students is echo friend nature. She guide well about future professional career. Her Preparation of subject topic is always excellent.

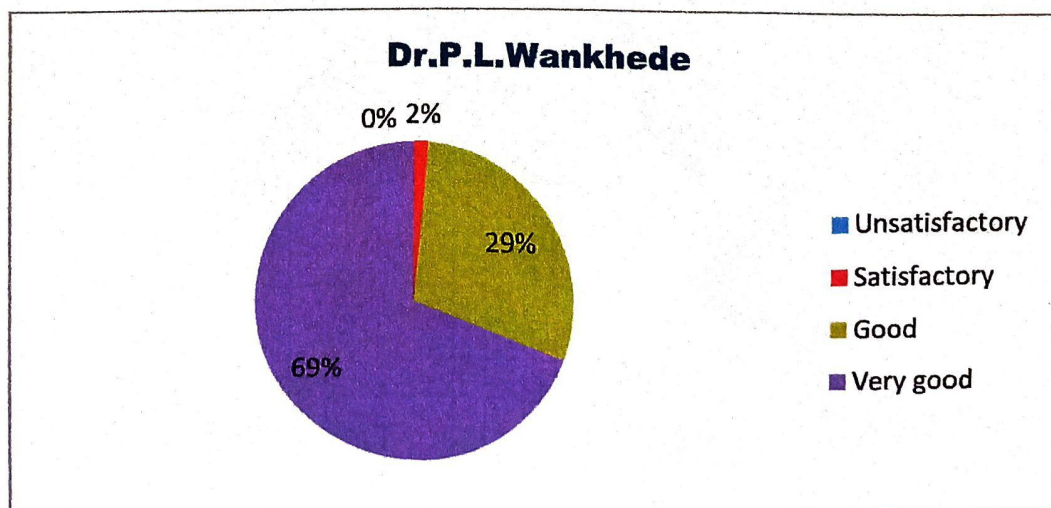
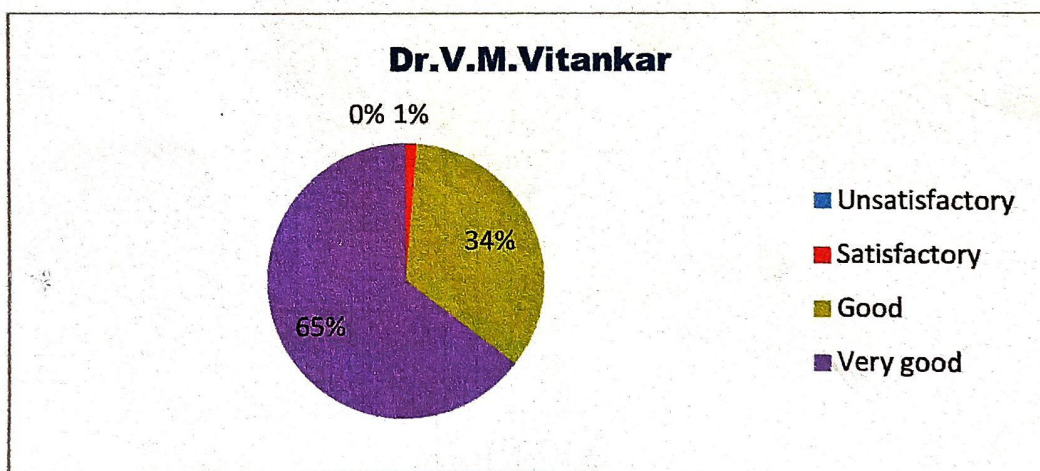
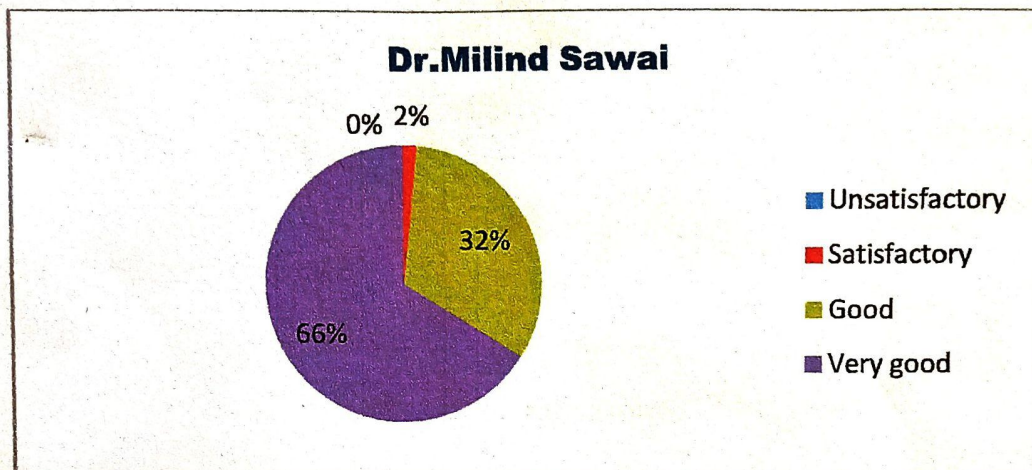
12.Dr. D.S.Magarde :-

The faculty is handling specialization course Human Resource Management and teaching one specialization and one compulsory has also co-ordinate and managed field work activities. The feedback analysis has show some conclusions about overall performance of teachers academic performance. Regarding the performance, this can be said concluded that highest level of satisfaction about teaching and teaching related work is being found out among maximum (63%) pupils. In addition to this 33% students has also shown satisfaction. This is also noted that the faculties support with student is much healthier. Supportive and co-operative nature made easy Problem solving hence all most students found much happier with the faculty.


HEAD
IQAC
Dr. Ambedkar College of Social
Work, WARDHA


PRINCIPAL I/c.
Dr. Ambedkar College of
Social Work, Wardha

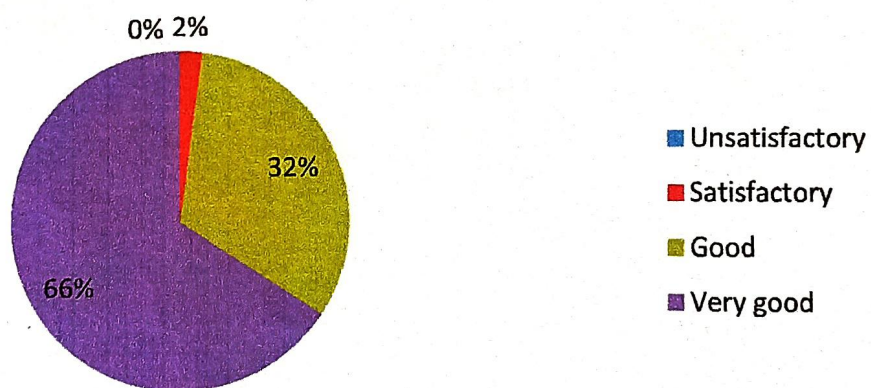
DR. AMBEDKAR COLLEGE OF SOCIAL WORK, WARDHA
FEEDBACK FROM STUDENT
STATASTICAL PIE GRAPH REPORT (%)REPORTOF POST GRADUATE
ACADEMIC YEAR- 2016-17



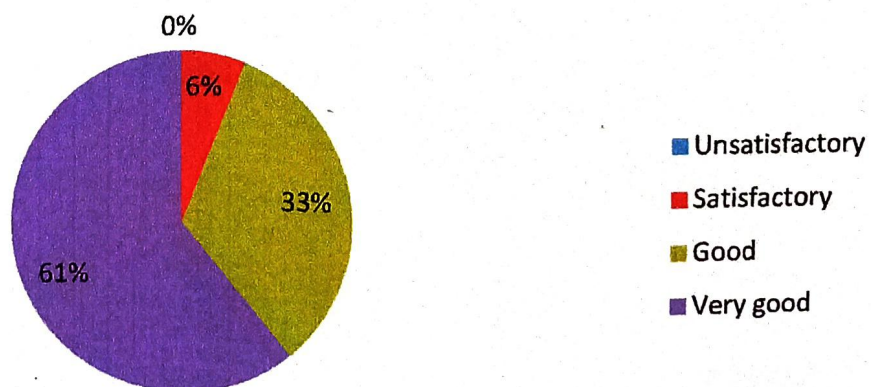
Dr.A.R.Bhele



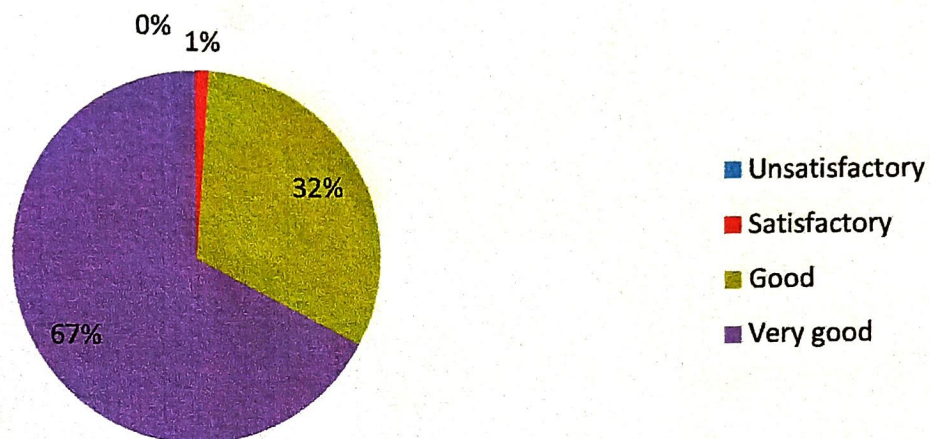
Mr. D.P. Taksande



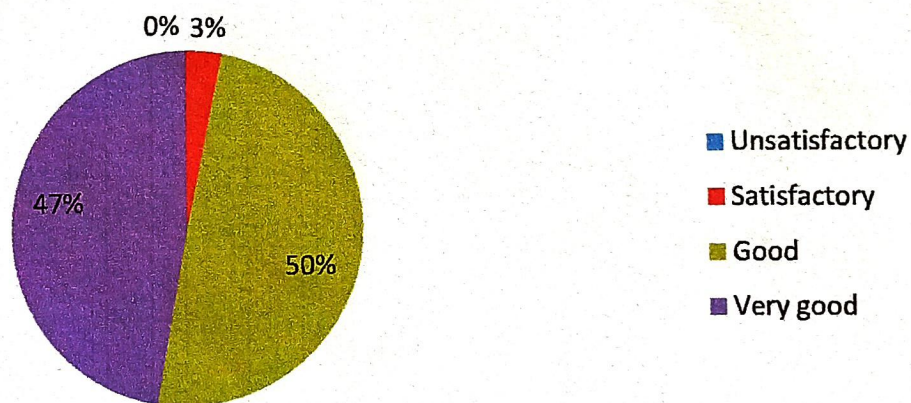
Dr.M.H.Zade



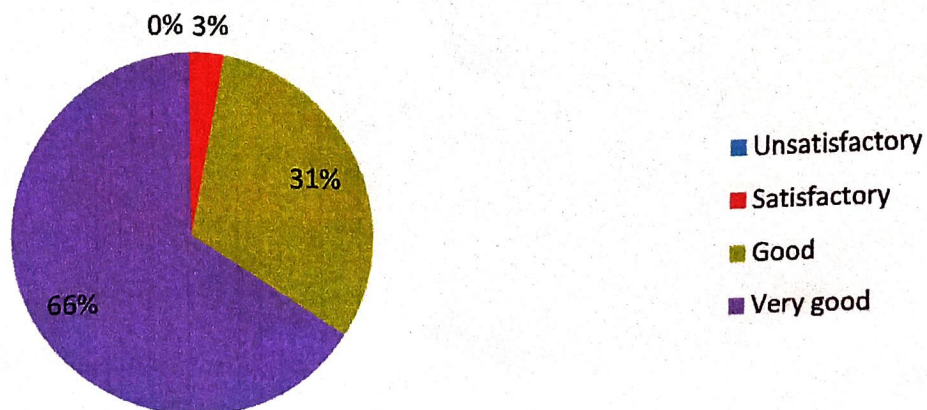
Dr.M.N.Kubde



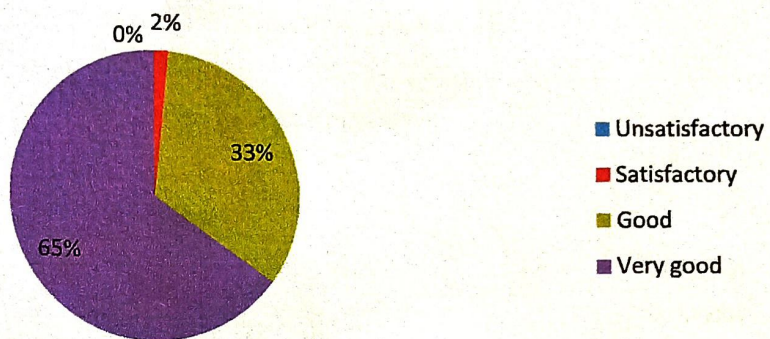
Dr.S.D.Bhoikar



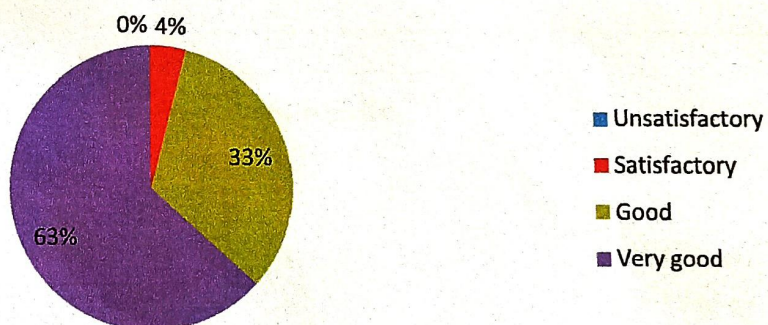
Mr.P.B.Ingale



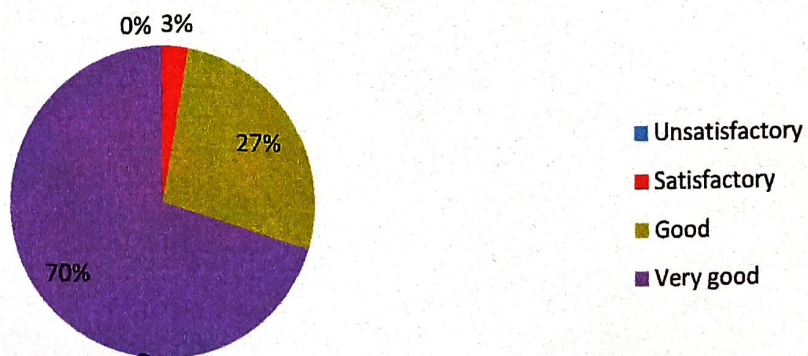
Mr. B.N.Khelkar




Prof .Chetna.D.Sawai




Mr. D.S.Marde




HEAD
IQAC

Dr. Ambedkar College of Social
Work, WARDHA


PRINCIPAL I/e.
Dr. Ambedkar College of
Social Work, Wardha

Dr.Ambedkar College of Social Work,Wardha

Year - 2016-17

REPORT ON FEEDBACK By STUDENTS

Level : Undergraduate

During the year 2016-17, 10 Faculties were allotted for the teaching purpose of BSW-I, II and IIIrd year. The report shows the opinion of students toward the performance styl of teaching, preparedness and echo friendly teaching-learning process. More over the report also shows individual evaluation of teachers performance. The evaluate over all performance certain components are determined and graded options were given. According to options, conclusions are drawn. Further dscrition shows faculty wise report.

- 1) **Dr. V.M. Vitankar** :- Regarding the teaching of said faculty 85.33% students have agreed and highly satisfied about regularity of periods. Maximum (65%) students said that they easily understand. According to 80% she prepared well before classromm. She always promote students for interaction explain topic by giving appropriate examples. 64% students have revels that teacher attempt to resolve personal problems. The faculty always complete syllabus before university examination. She is taking usally koen interest about absentees and requied about reasons. Additional classes are being conducted usually (70%) which resulted useful for their improvement. Her teaching always gives inspiration for reading and study. From the opinion of 73.3% students, this is een that , faculty always motivated students to take part in other activites. She also look interesting and active in extention activities. She always use innovation and creativity in teaching, hence students fund highly satisfied about her performace, style, nature, conduct and friendly approach.
- 2) **Dr. M. N. Kubade** :- There are total 24 students who submitted their opinions regarding the performance of faculty in teaching refring. This has been observed from the obtained data that 50% students are been highly satisfied, where as 45% are just satisfied and remaining 4% students are dissatisfied. Further this also came to know that 40% can easily understand teaching, 45% can just understand and Maximum (62%) says that she prepare better before classes. She always gives varieties of examples while teaching topics. She usually take part in sloving personal problems of students. According to almost (85%) students, the fuacilty cover curriculum or syllabus. 92% student have agreed that, the

faculty conduct regular enquiry about students and seem helpful for slow learners. She conduct extra classes whenever necessary that gives motivation for study (95%). As far as participation of faculties in curriculum work is concerned, it is also good. About innovation and creativity she found attemptive. She provide additional knowledge and information and inspired students for classroom discussion. Her teaching style found good due to use of simple words.

- 3) **Dr. Madhuri Zade :-** About the regularity of faculty in classes, 85% students found highly satisfied. 45% student have reported that they understand teaching verywell. Where as 29% students are found just satisfactory. However 24% are dissatisfied about her punctuality about classes and uses varieties of examples and make teaching easy. The teacher is vary spontaneous and sentised about students personel problem. More over the faculty also seen careful about the completion of subject syllabus usein time frame (100%). Again this has seen that, the faculty has enquiring nature and hence always look in to hat causes of absentees. The major charecterstics of teacher is found that she is a source of motivation (90%). However 10% students do not found agree. She keep social attitude and helthy nature hence her participation seem always infulencive in evary activities. According to 95% students she bring innovation and used creativity in teaching.
- 4) **Dr. Sunita D. Bhoikar :-** About the regularity in classroom teaching 85% student found highly satisfied and students can easily understand teaching as the faculty use simple words and easiest way along with varieties of example and tools. In context of problem solving nature of faculty, it is reported that the teacher take adequate care of problematic students and giving them helping hand. The faculty also seen attemptive and careful about completion of syllabus. Moreover 82% students have been reported that faculty atted classes regularly, equiring about absent student and take adequate care of slow learner. She provided and guided about study material and books. The total condut of faculty increases motivation level of students was the opinion of 94% stake holder student. The faculty also seen careful about participation of students in extra curriculr activities organized by the institute time to time was attend by (100%) students and to her inspiration, high level of satisfaction to and among them.

In addition to this the faculty always give more ideas, information and knowledge about surrounding areas other than part of syllabus. She promote opportunities for in house discussion, question answer session and interaction.

More over she use some teaching techniques such as role play, Presentation, hence every students found of the view that the faculty is expertise in her subject.

5) Mr. B. N. Khelkar :- B. N. Khelkar observed most regular and punctual in classroom teaching. All most all 89.06% students are found highly satisfied in teaching because all student can understand easily as his language and words are simple. he also take review from student on toguht portion. The teacher is very progressive nature and conduct interaction session and explain tough protion with appropriate example is seen from the says of 68.75% and 31.25 they also shown ulmost satisfaction. He personally looked individual problem faced by students. Further he found prompt in covering the syllabus be five beginning of examination. His inquiring nature is appreciable as he always know about abseuteeism. Recorded percentage of attendance is the token of his efforts done for maintaining regularity in class. He is always an example of motivation. Always bring innovation in teaching (65.25%). We have obtain good comment of (64%) and 51.56%). He always provide additional information knowledge and share own experience. According to 54.00% and 62.50% opinion, he gives inspiration to student for participating in other activities. He keep through knowledge of his assigned subject.

6) Mr. D. P. Taksande :- The overall performance includes teaching method, style , regularity in conducting classes, understanding of student inquiring nature of faculties about abesntis, problem relving approaches motivation and participation in extension activities. In this context this is observed from the opinions of students that 11% students found dissatisfied, 39.27% found just satisfied, 47.7% found with good remarks whre as only 02% given the best remarks about total performance. Thus in total this can say that mean 50% students has given good opinion whre as more than half of population has shown just satisfaction.

Hence there is greater need to bring improvement in teaching based performance.

7) Mr. Vinod Bhujade :- Vinod Bhujade is the teacher for English subject and working in contributory nature. About the over all performance this has been concluded that almost all students has shown positive view because they found fully satisfied (84%). Only 15% students has reported negative views.


This mean that, teaching is good, students can understand faculty is co-operative and helping. He can realized needs and problem sensiting and

motivating caliber is good and always promote opportunities for discussion interaction.

- 8) Mr. Manoj Hadke :- The faculty is appointed contributory basis and of good working nature. His association and collaboration with student found commendable. Teaching style, problem solving approach, general developmental activities conducted by the teacher are appreciative. Therefore maximum students shown (54%) highly satisfaction and 41% students shown goon opinion. Therefore no need of suggetion found necessary for improvement.
- 9) Mr. D. S. Magarde :- The said faculty is the incharege teacher of BSW-IIIrd year. He also teacher for other classes. The present report shows overall performance in teaching and its related acivities and association with students. To evaluate the performance, near about 20 components has been considered. From the available statistics, this has been reported that 44.86% students has shown highly satisfaction about all teaching and its related activites performance. Whre as 49% students recorded good remarks. There fore this can be stated that overall performance of the teacher according to majorities views is good. There fore no need is found necessary to give suggestions for further improvement.
- 10) Mr. P. B. Ingale :- Following results could has been drawn from the available statastics regarding the teaching performance of above raid faculty. This has been seen that just little more that 50% i.e. half of population has shown positive views about teaching and teaching related work. Thus maximum students are highly satisfied. Where as 40% students were found with good views. However 8% students are were just satisfied. Thus the teacher need to work for some improvement.

Feed Back Committee


- 1) Mr. Prashant Ghulaxe
- 2) Mr. Swapnil Chavan
- 3) Mr. Minakshi Kubde
- 4) Mr. Parmanand Uke


HEAD
IQAC

Dr. Ambedkar College of Social
Work, WARDHA


Complied By

Mr. Prashant Ghulaxe
Feed Bac Committee
Dr. Ambedkar College of
Social Work , Wardha



PRINCIPAL
Dr. Ambedkar College of
Social Work, Wardha

SELF APPRAISAL RATING SCALE OF COLLEGE TEACHERS
YEAR 2016-17
STATASTICAL PIE GRAPH REPORT (%)

Dr. Vijayata Vitankar



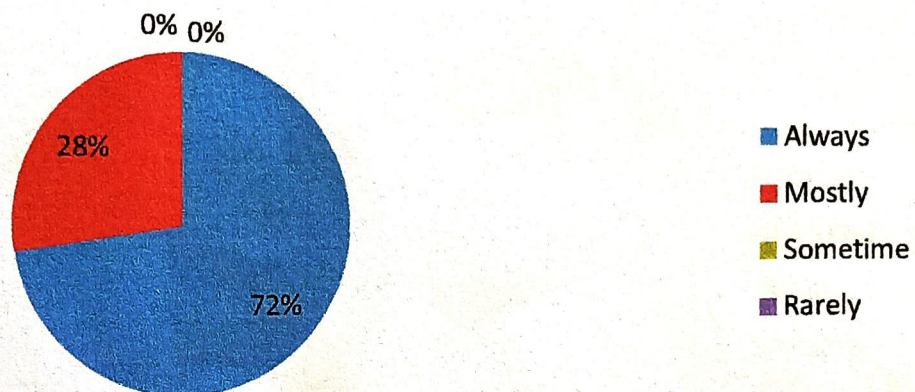
Dr. Minakshi Kubde



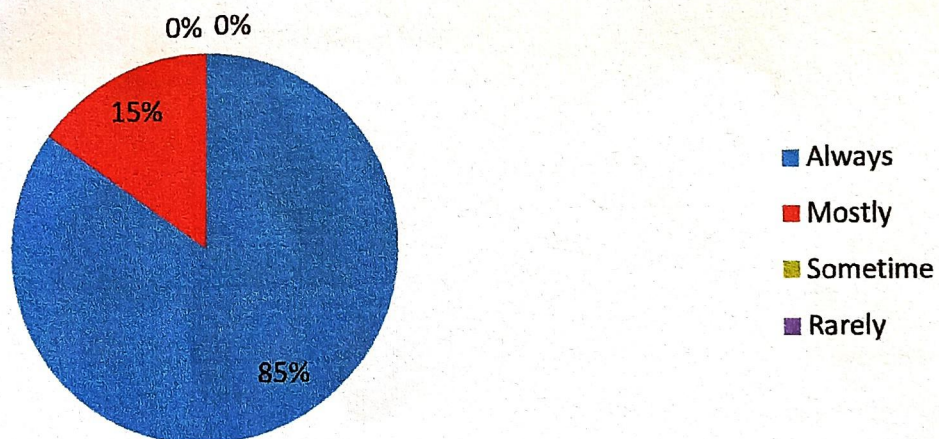
Dr. Madhuri Zade



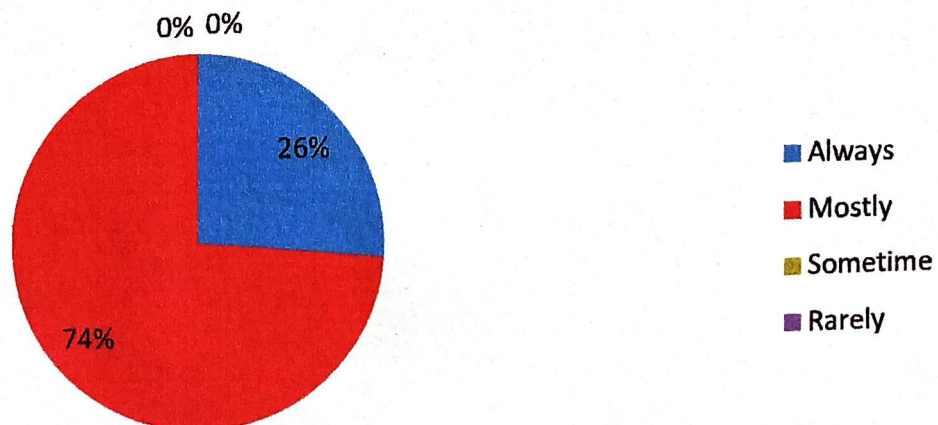
Dr. Milind Sawai



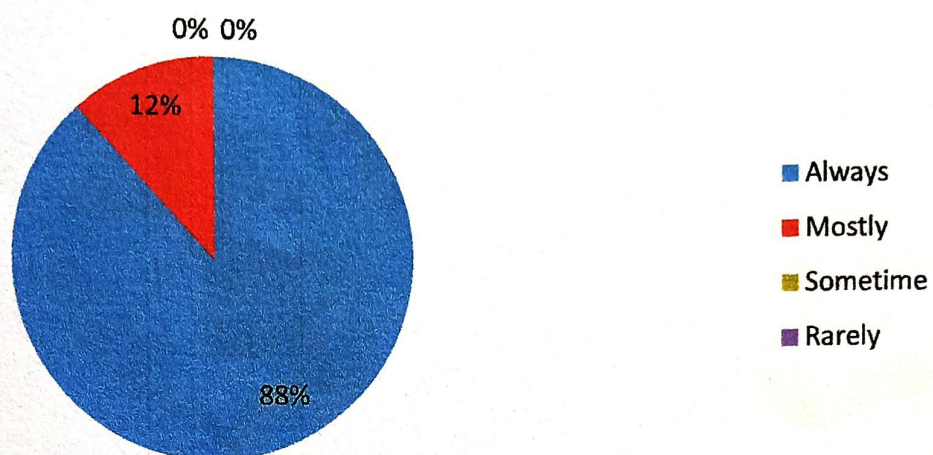
Dr. Anandprakash Bhele



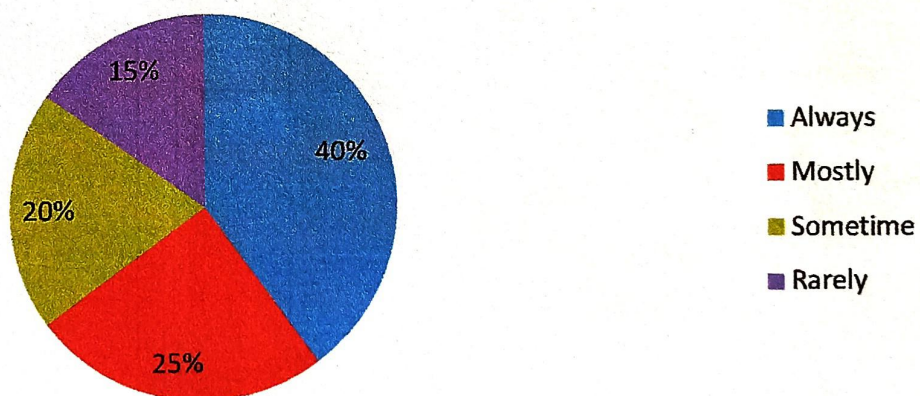
Dr. Pravin Wankhede



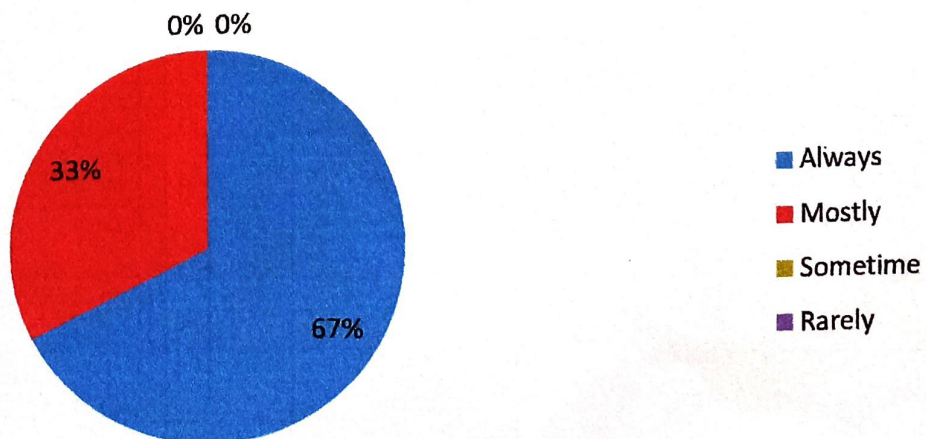
Dr.Sunita Bhoikar



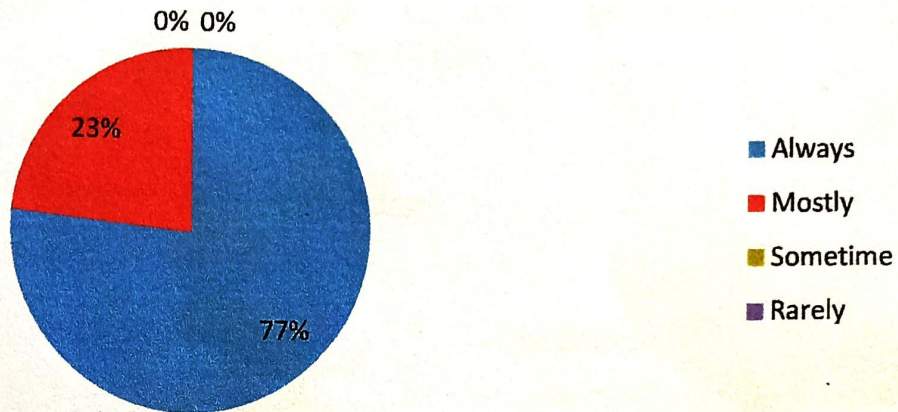
Mr. Dipak Magarde




Mr. B.N. Khelkar




Mr. Pravin Ingale




Mr. D.P. Taksande

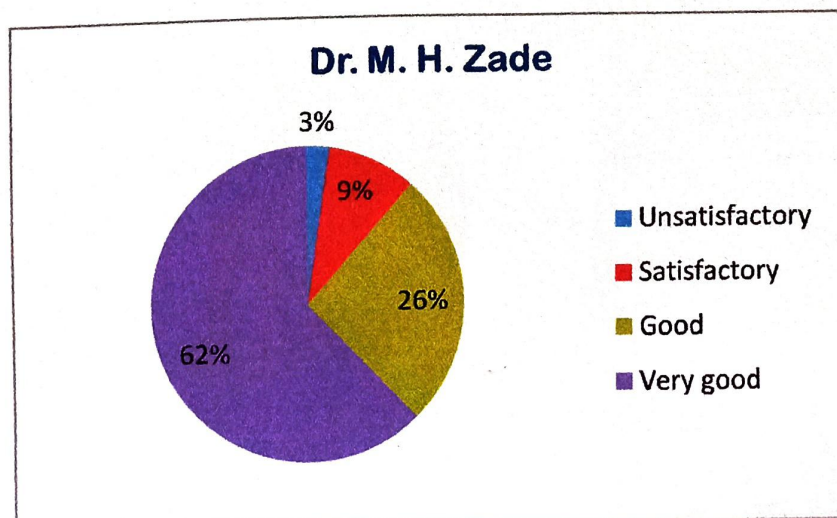
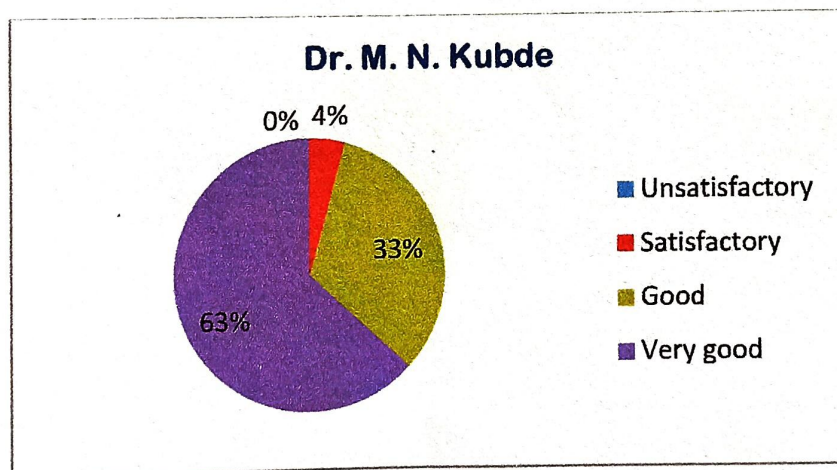
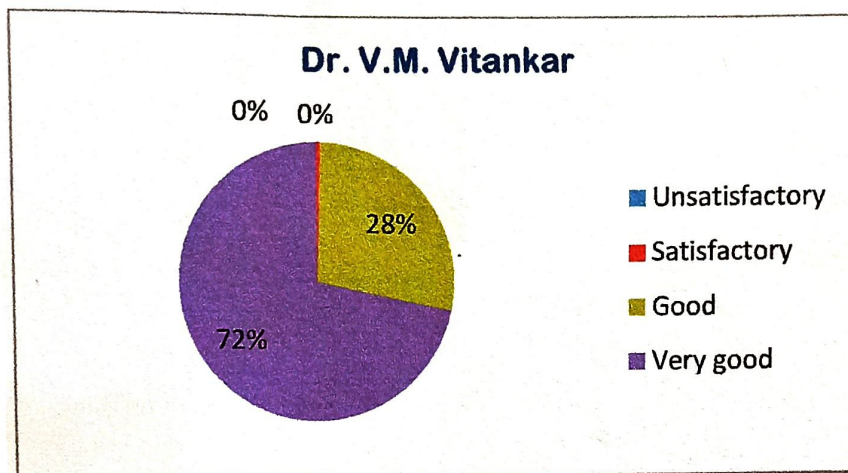



**HEAD
IQAC**

**Dr. Ambedkar College of Social
Work, WARDHA**


PRINCIPAL I/c.
**Dr. Ambedkar College of
Social Work, Wardha**

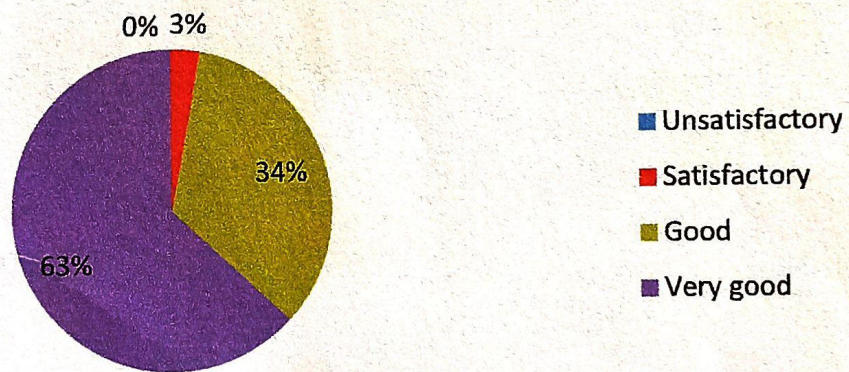
DR. AMBEDKAR COLLEGE OF SOCIAL WORK, WARDHA
FEEDBACK FROM STUDENT
STATASTICAL PIE GRAPH REPORT (%) OF UNDER GRADUATE
ACADEMIC YEAR- 2016-17



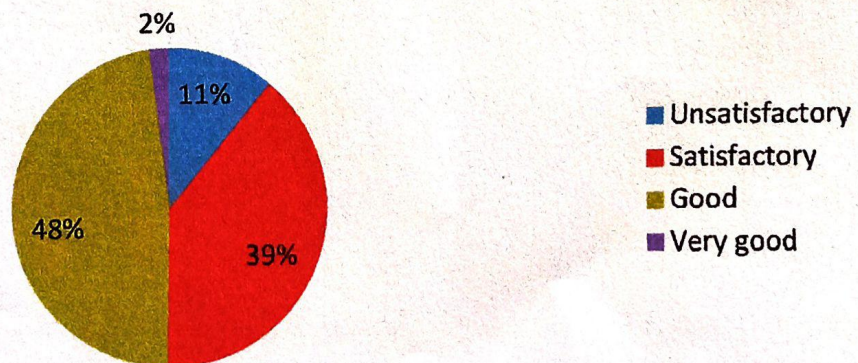
Dr.S.D. Bhoikar



Mr. B.N.Khelkar



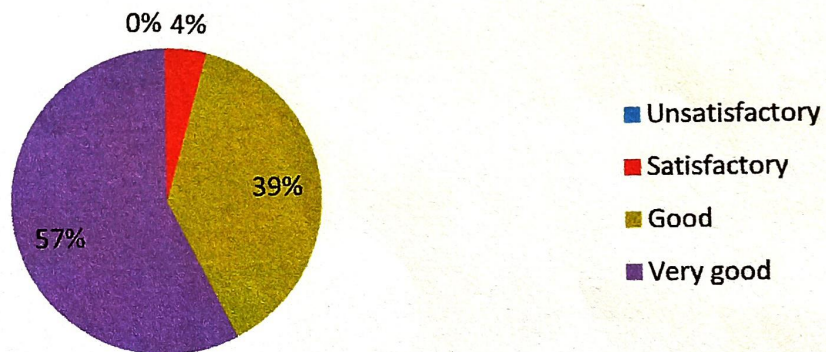
Mr.D.P.Taksande



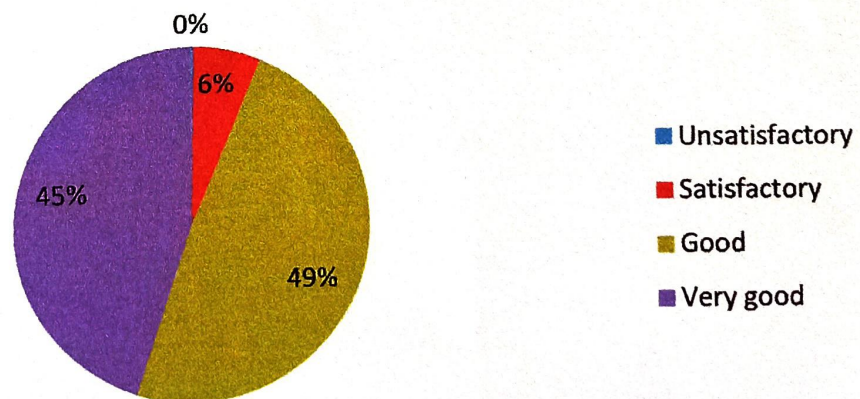
Mr. Vinod Bhujade



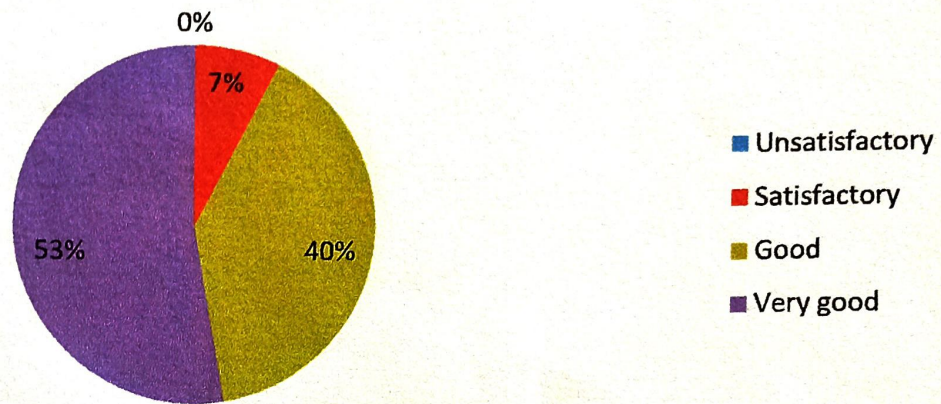
Mr. Manoj Hadke



Mr. D.S. Magarde



Mr.P.B.Ingale



**HEAD
IQAC**

**Dr. Ambedkar College of Social
Work, WARDHA**

**PRINCIPAL I/a
Dr. Ambedkar College of
Social Work, Wardha**